



# Montfort School

## HAZARIBAG

# SUMMER VACATION

## Holiday Homework

### CLASS - 2 E

"Play in the sun, then get homework done—  
learning and laughter make life more fun."



**NOTE - KINDLY DO ALL THE GIVEN WORK SINCERELY AS IT WILL BE STRICTLY CHECKED. REMEMBER TO DEVOTE AT LEAST ONE HOUR EVERY DAY TO STUDY ALL THE SUBJECTS OBEDIENTLY.**

## SUBJECT: ENGLISH

PLEASE FIND BELOW THE ENGLISH HOLIDAY HOMEWORK TO BE COMPLETED DURING THE VACATION:



1. ENGLISH HANDWRITING BOOK - COMPLETE UP TO PAGE NUMBER 15.
2. ENGLISH WRITING COPY - NEATLY WRITE THE GIVEN LINES ( BE KIND AND GENEROUS.) ON 15 PAGES.
3. ENGLISH GRAMMAR - ON AN A4 SIZE SHEET, DRAW AND NAME FIVE THINGS YOU LIKE TO EAT DURING THE SUMMER SEASON.
4. ENGLISH LITERATURE - LEARN THE POEM "IF I COULD BE A FAIRY NOW." ALSO, DRAW AND COLOUR "A FAIRY IN A GARDEN" ON AN A4 SHEET

## SUBJECT: HINDI

1. स्वर ध्वनियों का पोस्टर बनाइए  
- चार्ट पेपर पर स्वर ध्वनियों का एक रंगीन पोस्टर बनाइए जिसमें सभी स्वर वर्ण हों और उनके उदाहरण चित्र के साथ दिए हों।
2. स्वर वर्णों पर कविता  
- स्वर वर्णों का उपयोग करके एक छोटी कविता बनाएँ। जैसे: "अ से अनार खाया, आ से आम लाया, इ से इमली मिली, ई से ईख खिली..."
3. प्रतिदिन एक पेज सुलेख अपनी सुलेख की कॉपी में दिनांक के साथ सुंदर अक्षरों में लिखें।
4. प्रत्युष और व्याकरण में पढ़ाई गए पाठों को याद करें (अध्याय 1&2)
5. आपको कितनी कविताएँ और कहानियाँ याद है सूची बनाइए तथा काँटो में राह बनाते हैं कविता याद करें।







## SUBJECT - MATHEMATICS


1. LEARN AND WRITE TABLES FROM 1 TO 15 IN A CHART PAPER.

2. WRITE FORWARD COUNTING FROM 801 TO 1000 IN A4-SIZE PAPER.

## SUBJECT - E.V.S.

### ACTIVITY 1:

COLLECT WRAPPERS OF CHOCOLATE, CHIPS AND OTHER FOOD ITEMS AND MAKE A MEANINGFUL COLLAGE IN A CHART PAPER.



### ACTIVITY 2:

COLLECT AND PASTE FIVE DIFFERENT CEREALS AND FIVE DIFFERENT PULSES AND PASTE IT IN A COLORFUL A4-SIZE PAPER.



## SUBJECT: COMPUTER

A. Complete the worksheet on page 22 in the notebook

B. Draw the pictures of all the types of parts of the computer mentioned in 16, 17, and 18

C. Complete these questions in the notebook :-

a. Fill in the blanks using the words given in the hints box:

Input	Processing	Fast	Entertainment	Decisions
Text	Pictures	Output	Microphone	Tickets

1. A man can take his own \_\_\_\_\_.
2. The data that we enter in the computer is known as \_\_\_\_\_.
3. \_\_\_\_\_ and \_\_\_\_\_ on a computer can be presented beautifully.
4. A computer works very \_\_\_\_\_.
5. Working with the data is called \_\_\_\_\_.
6. A computer is a good source of \_\_\_\_\_.
7. A \_\_\_\_\_ is used to record our voice into a computer.
8. \_\_\_\_\_ devices are used to display the final output.
9. A computer can be used for printing \_\_\_\_\_.

b. Solve these application-based questions :-

- a. Ali wants to get a paper copy of his drawing. Which part will help him?
- b. Kabir wants to click on a games icons on the screen. Which part will he use?
- c. Arjun wants to type his name on the computer. Which part will he use?
- d. Arjun want to listen to music on the computer. Which part of computer would he use to hear the music?