

MONTFORT SCHOOL,  
HAZARIBAGH

# SUMMER

## Holiday homework

CLASS 1- E





# ☺ A Journey Through Sunshine and Bliss

Dear Parents and Students,  
Greetings!

As we approach the much-awaited summer holidays, we hope you enjoy a well-deserved break filled with fun, family time, and rest. To keep young minds engaged and reinforce the learning from the academic year, we have designed a set of enjoyable and creative holiday homework activities.



# ENGLISH

**Please find below the English holiday homework to be completed during the vacation:**

1. English Handwriting Book – Complete till page number 15.
- ✦ ✦ ✦ 2. English Writing Copy – Write the given lines ( Be kind and generous.) on 15 pages neatly. ✦ ✦ ✦
3. English Grammar – On an A4 size paper, draw and name four things you like to eat during the summer season.
4. English Literature – Learn the poem 'A Kite'. Also, draw and colour a kite on an A4 sheet.

Note: Kindly do all the given work sincerely as it will be strictly checked. Remember to devote at least one hour every day to studying English obediently.






# ENVIRONMENTAL SCIENCE (EVS)

**Collect Samples:** Collect small samples (1–2 tablespoons) of at least 5 different types of pulses and stick in A4 size paper. Some common examples include:

- \* Moong dal (Green gram)
- \* Masoor dal (Red lentils)
- \* Chana dal (Bengal gram)
- \* Urad dal (Black gram)
- \* Rajma (Kidney beans)
- \* Kabuli chana (Chickpeas)



# MATHEMATICS

1. Write the tables from 2 to 10 in a chart paper and learn it.

2. Write number names from 51 to 100 in your maths homework copy.





निम्नलिखित दोनों गतिविधियों को A4 size पेपर में बनाएँ।


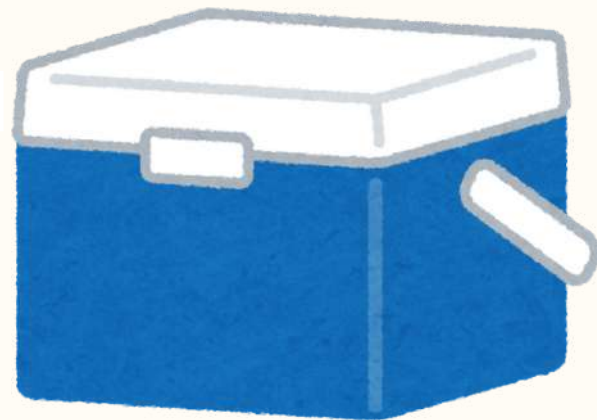
गतिविधियाँ-

1. मात्राओं को दर्शाते हुए स्वर केटरपिल्लर बनाएँ।
2. घर का चित्र बनाएँ और उसके अंदर सारे व्यंजन वर्णों को लिखें।

**Note -**

**Reffer the link given below**

1. [https://youtu.be/XNPm\\_EFgaFQ?si=ETp6kRvrKSYPACM3](https://youtu.be/XNPm_EFgaFQ?si=ETp6kRvrKSYPACM3)
2. [https://youtube.com/shorts/dRKUICzR\\_WQ?si=npZhToOq4M7wYaZ2](https://youtube.com/shorts/dRKUICzR_WQ?si=npZhToOq4M7wYaZ2)
3. प्रतिदिन हिंदी सुलेख की कॉपी में 1 पेज साफ़ सुन्दर अक्षरों में लिखें।
4. कक्षा कक्ष में दिए गए सभी पाठों का उच्चारण सहित अध्ययन करें।



# HINDI

२.


# COMPUTER

**A. Complete the worksheet on page 26 in the notebook**

**B. Answer in one word**


- i. It looks like a TV \_\_\_\_\_.
- ii. It is used to type letters, numbers, or symbols \_\_\_\_\_.
- iii. It is a pointing device used to select and click items \_\_\_\_\_.
- iv. It is the brain of the computer. \_\_\_\_\_
- v. It prints information from the computer. \_\_\_\_\_
- vi. We can listen to music or sounds. \_\_\_\_\_
- vii. It records our voice. \_\_\_\_\_.

**C. Paste the pictures of where computer are used and write a few lines on them in the notebook.**



# COMPUTER

D. Take a printout of the following paper, paste it in the notebook, and label the parts of the computer with the correct name





# A THANK YOU NOTE

**Dear Students and Parents,**

**We are looking forward to :**

- **The creativity and thought you will put into each assignment**
- **The dedication to learning, even during the holidays**
- **The support and encouragement from parents throughout the process.**

**Thank you so much for your continued support!**





Thank you  
stay hydrated!

