

**MONTFORT SCHOOL**

**HAZARIBAGH.**

**SUMMER  
HOLIDAY  
HOMEWORK**



**CLASS  
IX 'A'**

हिन्दी

# हिंदी

## थीम: 'कला और साहित्य के रंग'

### निर्देश:

इस परियोजना को एक सुंदर स्कैपबुक के रूप में तैयार करें।  
प्रत्येक पृष्ठ को अलग-अलग रंगों और सजावट से संवारें।  
चित्र, कतरन, स्टिकर्स और डूडल्स का रचनात्मक उपयोग करें।  
हर कार्य को स्पष्ट शीर्षक के साथ पृष्ठ के शीर्ष पर लिखें।

### 1. काव्य चित्रण:

काव्य खंड 'क्षितिज भाग 1' से 1 कविता चुनें।  
इस कविता का एक दृश्य चित्र के रूप में बनाएं।  
चित्र के नीचे कविता की पंक्तियाँ और उनका अर्थ लिखें।

### 2. साहित्यिक पात्रों का सोशल मीडिया प्रोफाइल:

क्षितिज के पाठ 4 से 2 पात्र चुनें।  
उन पात्रों का एक काल्पनिक सोशल मीडिया प्रोफाइल बनाएं।  
प्रोफाइल में शामिल करें:  
नाम, उम्र, स्थान  
पसंद, नापसंद

### 3. समाचार पत्र के पृष्ठ:

कृतिका भाग 1 के 'इस जल प्रलय' पाठ पर आधारित एक काल्पनिक समाचार लेख बनाएं।  
लेख में निम्नलिखित शामिल करें।  
1. मुख्य शीर्षक  
2 चित्र  
3-4 पंक्तियों में समाचार

संवाद शैली में 2-3 वाक्य

#### **4. मुहावरे और लोकोक्तियां**

10 मुहावरे और 5 लोकोक्तियाँ चुनें।

प्रत्येक मुहावरे/लोकोक्ति का अर्थ और एक वाक्य में प्रयोग लिखें।

#### **5. पर्यावरण पर दो नागरिकों के मध्य संवाद लेखन: (क्षितिज के पाठ 4- 'सांवले सपनों की याद' की मदद लीजिये)**

2 भारतीय संविधान के अनुच्छेद 24 में बाल-श्रम संबंधित कानून के परिप्रेक्ष्य में एक कार्य-परियोजना तैयार करें।

#### **6. शब्द रचना – शब्दों का पेड़:**

एक बड़ा पेड़ बनाएं।

पेड़ की टहनियों पर 10 उपसर्ग और 10 प्रत्यय लिखें।

उन उपसर्गों/प्रत्ययों से बनने वाले 2-2 शब्द टहनियों पर लटकाएं।

#### **7. पाठ्य-पुस्तक समीक्षा:**

क्षितिज में से एक कहानी या निबंध चुनें।

\*निम्नलिखित बिंदुओं के आधार पर समीक्षा लिखें...

\*कहानी का शीर्षक और लेखक

\*पात्रों का संक्षिप्त परिचय

\*मुख्य संदेश

\*कहानी का एक विशेष अंश (जो आपको सबसे अच्छा लगा)

#### **8. पत्र लेखन:**

काल्पनिक पत्र: अपने मित्र को एक पत्र लिखें, जिसमें आप अपनी ग्रीष्मकालीन छुट्टियों के अनुभव साझा करें।

पत्र को रंगीन कागज पर लिखें और सुंदर लिफाफा तैयार करें।


प्रस्तुति पर ध्यान दें:

प्रत्येक पृष्ठ पर सुंदर बॉर्डर बनाएं॥

प्रत्येक पृष्ठ के कोने में नाम, कक्षा और रोल नंबर लिखें॥

प्रत्येक शीर्षक को अलग रंग और । में लिखें।

रचनात्मकता, सजावट और लेखन की स्वच्छता पर विशेष ध्यान दें।



1. Write the Definition of the given Literary Devices with examples:

Alliteration, Hyperbole, Irony, Anaphora, Personification, Onomatopoeia, Oxymoron, Paradox, Assonance, Satire, Antagonist, Foreshadowing, Metaphor, Parallelism, Repetition, Simile, Symbolism/Symbol, Anastrophe, Epistrophe, Litotes, Parallelism, Allegory, Flashback.

2. Answer these questions in 40-50 words.

- i. How can you say that toto was not an ordinary animal?
- ii. What is the theme of the poem 'The Road Not Taken'?
- iii. "The child was running towards the shrine". Why? What would have happened if he was not lifted?
- iv. What was Evelyn achievements? What did she say about it?
- v. 'Music has no religion'? How did Bismillah Khan's shehnai prove it? Do you also think so? Explain.

3. Answer these questions in 100-150 words.

- i. 'Machine can't replace human beings.' explain this in 20 to 150 words with reference to the lesson 'The Fun They Had'.
- ii. 'Evelyn Glennie has already accomplished more than most people twice her age'. What is your opinion about it?
- iii. 'You attendant one of the concerts of Bismillah Khan'. Describe your experience.
- iv. Bring out the symbolism in the poem 'The Road Not Taken'.
- v. Describe the condition of the child when he was separated from his parents in the fair. Do you think it is a natural reaction?
- vi. Do you think it is advisable to keep a monkey like Toto part of pets in the house? Why/ Why not?

## **Grammar**

1. Write 10-10 examples of different types of Determiners.

## **Writing**

1. Write a Paragraph on the given topic:

- i. Recently you got a chance to attend a wedding at a five-star hotel in your city. Write to experience in about 100 words using the information given below:

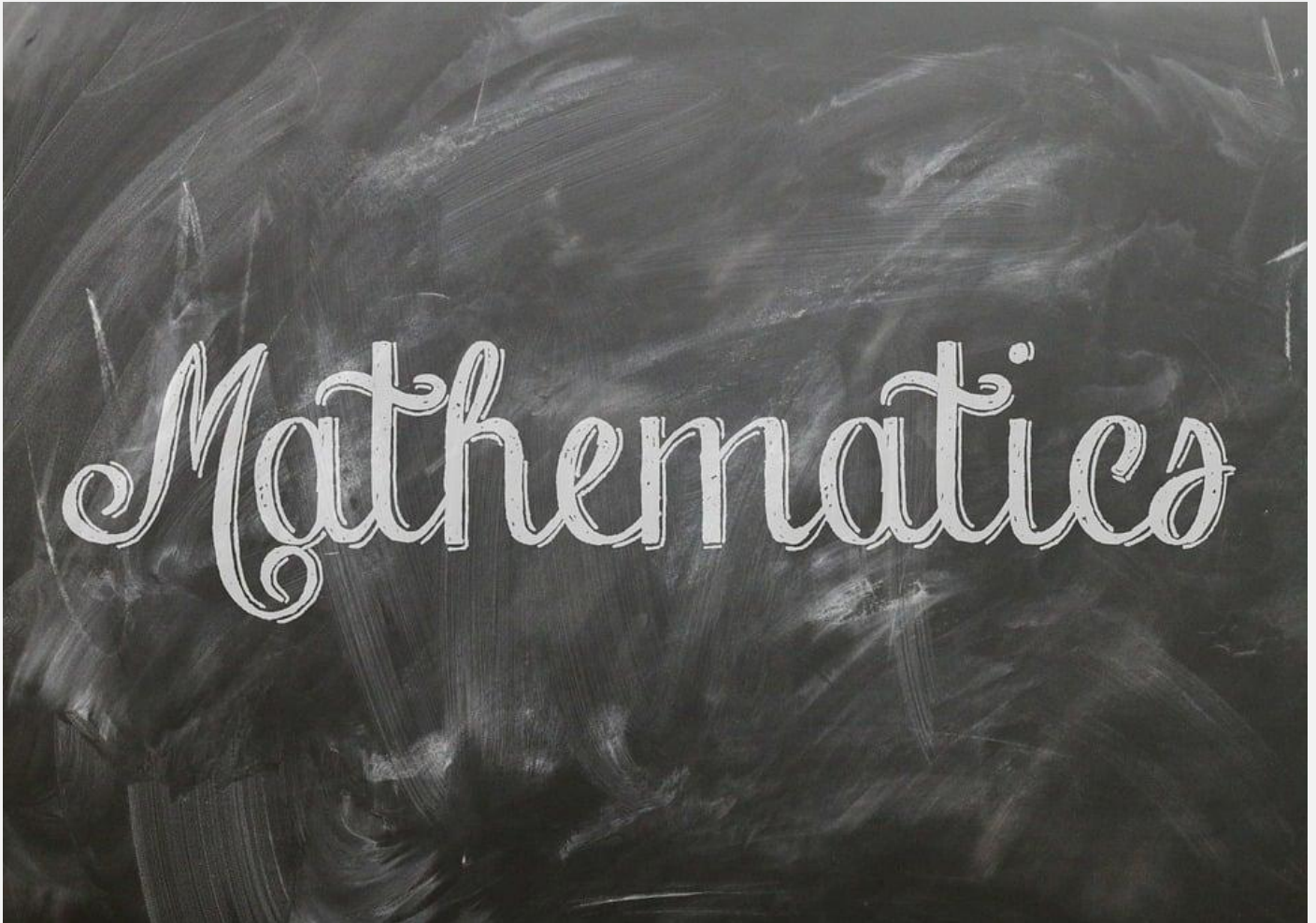
- Indian wedding most colorful
  - Dance and music
  - Snacks and cocktail
  - 7 rounds around the holy fire
- ii. Write a short descriptive paragraph on 'COMPUTER CRIMES'.
- iii. You have seen a school boy being kidnap on a way to school. A gang of 4 youngsters was trying to push him into a car. You were standing very close to them with your friend. Understanding the situation you both pounced upon them and rescue the boy and also handed over those kidnappers to the police. Write a diary entry in about 120 words, on your experience in this regard.

2. *Write the letters on the following topics:*

- i. You are Sara/Sid. Write a letter to your friend congratulation him for his new job offer in about 120 to 150 words. He is graduated from college.


**[Note: All the homework should be done in its respective notebooks]**





### **Mathematics**

1. In A4 size sheets, draw the mind maps of chapter 1 and 2.
2. Solve the 10 questions from Ch 1 and 2 given in the class in your classwork notebook.
3. Write all the identities from Ch -3 (Factorization of Polynomials) in an A4 size sheet and memorise them.



# Social Studies



## Social Studies

### **I. Geography**

As per CBSE guidelines, students of Class IX have to submit a handwritten project on **any one** of the related topics.

#### **General Instructions:**

- 1. The project should be hand written.*
- 2. It should be well presented, researched, and pictorial.*
- 3. Cover page, table of contents, certificate, acknowledgements, introduction, conclusion, bibliography, headings and sub – headings are a must.*
- 4. Each section should be done on white/coloured A4 size sheets.*
- 5. The project should be presented in cobra file with beautiful handmade cover.*
- 6. The project should not exceed 15-20 pages.*

*[Do any one project on the following topics]*

#### **Project 1: Conservation of Natural Resources**

- Collect information on Bioreserves, National Parks and Wildlife Sanctuaries focusing on the policy of conservation of endangered species.
- Locate Bioreserves, National Parks and Wildlife Sanctuaries of following states. (Jharkhand, Bihar, Assam, Uttarakhand and Madhya Pradesh.) **(Draw separate map of state and locate and label)**
- Write about Forest fire, reasons and solutions.
- Collect pictures, travel writings, photographs and brochures to describe the special characteristics of these natural reserves.

#### **Project 2: Natural Vegetation and wildlife**

- Collect information about Natural Vegetation and wildlife.
- Explain in detail about types of Natural Vegetation.
- Use Physical map of India to locate types of Natural Vegetation in India.
- Write about the Wildlife Protection Act.
- Locate National Park and Wildlife sanctuary of state Jharkhand, Bihar, Assam, Uttarakhand and Madhya Pradesh. **(Draw separate map of state and locate and label)**

#### **Project 3: Disaster Management**

- Explain in details about the meaning of disaster management.

- Explain the Types of Disasters, Causes, Consequences and how to save ourself during these disasters.
  - Natural Disasters: Earthquakes, floods, tsunamis, cyclones, droughts.
  - Man-Made Disasters: Industrial accidents, chemical spills, nuclear disasters, terrorism, etc.
- Disaster Management Plan
  - Risk Assessment: Identifying potential risks and the vulnerabilities of the area/community.
  - Preparedness Plan
  - Early Warning Systems: Using technology and communication systems to warn people about impending disasters.
  - Evacuation Routes and Safe Zones: Identifying safe shelters and routes.
  - Resource Management: Storing emergency kits, food, water, medicines, and tools.
  - Training & Drills: Conducting regular disaster preparedness drills in schools, offices, and communities.
  - Emergency Response:
  - First responders' roles: Medical teams, firefighters, police, NGOs, volunteers, etc.
- Role of national agencies (e.g., NDMA – National Disaster Management Authority in India.)
- Analyse a recent disaster (e.g., In 2024, floods in Vijayawada caused widespread damage and loss of life, COVID-19 pandemic.)

**Project should be developed in the following sequence.**

1. Cover page showing title, student information (Name, Class & Roll No) School & Academic Year.
2. Certificates, Acknowledgment & Preface.
3. List of Contents/ Index.
4. Introduction
5. Chapters with suitable headings. (Supported with pictures.)
6. Conclusion. (Summary, Benefits/ Importance of the task).
7. Bibliography.
8. Appendix (If any).

***Project Submission date- 25th June 2025.***

## **II. History**

### ***Instructions for Holiday Homework (History – Class IX)***

- 1. Use A4 size sheets for all project work.*
- 2. The work must be done neatly in your own handwriting.*
- 3. No printed material will be accepted. You may paste pictures or maps, but the content should be handwritten.*
- 4. Use headings, subheadings, and bullet points wherever necessary to keep the work organized.*
- 5. Decorate the cover page of your project file creatively with your name, class, and topic.*
- 6. All map work should be done neatly and accurately, with proper labelling.*
- 7. Avoid copying directly from the textbook or internet. Try to use your own words to explain the topic.*
- 8. Submit the homework on the reopening day after the vacation.*
- 9. Best projects will be displayed on the class notice board.*

### ***Project Work:***

Make a short-illustrated project (4-5 pages) on the causes and effects of the French Revolution. Include:

- Social structure of France before the revolution
- Role of philosophers like Rousseau and Voltaire
- Events of 1789
- Outcome of the revolution

### ***Creative Task:***

Write a diary entry as a member of the Third Estate, describing your feelings and expectations after the storming of the Bastille.

### ***Map Work:***

On a blank map of Europe, mark and label:


- France
- Paris (Bastille location)
- Austria
- England
- Prussia

***Revision:***

*A. Answer the following questions in your notebook:*

1. What was the Estates General?
2. Explain any two causes of the French Revolution.
3. What were the main features of the Constitution of 1791?







## **SCIENCE**

*Project: Working Models of Types of Motion for Class IX.*

This notice informs all students of Class IX that they are required to make working models demonstrating different types of motion.

### **Types of motion to be covered:**

- Translational motion: Demonstrate movement in a straight line (e.g., a train moving on a track).
- Rotational motion: Show movement around a fixed axis (e.g., a wheel turning).
- Oscillatory motion: Illustrate to-and-fro motion (e.g., a pendulum swinging).
- Circular motion: Represent movement along a circular path (e.g., a satellite orbiting the Earth) etc.

### **Model requirements:**

- The model should be original and well-constructed.
- The model should clearly demonstrate the specific type of motion it is representing.
- A brief explanation of the model's working and the type of motion it depicts should be included.
- Use readily available materials for construction.

### **Evaluation:**

- The models will be evaluated based on their clarity, accuracy, and the depth of understanding demonstrated by the students.

**Project Submission Date- 26th June 2025.**

## COMPUTER

### Project Report

#### Topic:

Explore your creativity and understanding by " Creating a Dream Smart Home" using AI tools & Application

( For reference : Part B , page no 9)

### Method of Writing Assignment

1. Should be in A4 sheets
2. Front page of the Assignment should be creatively prepared
3. Images and blueprint of house you can take print out or you can draw it by yourself.
4. Explain various Appliances, you are thinking for your Smart home briefly.
5. Minimum 6 appliance you have to think.
6. Explore your creative ideas while thinking of Smart home.
7. Mention " Submitted to" and " Submitted by" in the front page.
8. Should be presentable
9. Copying the Assignment is strictly prohibited
10. And present your assignment in Stick file.