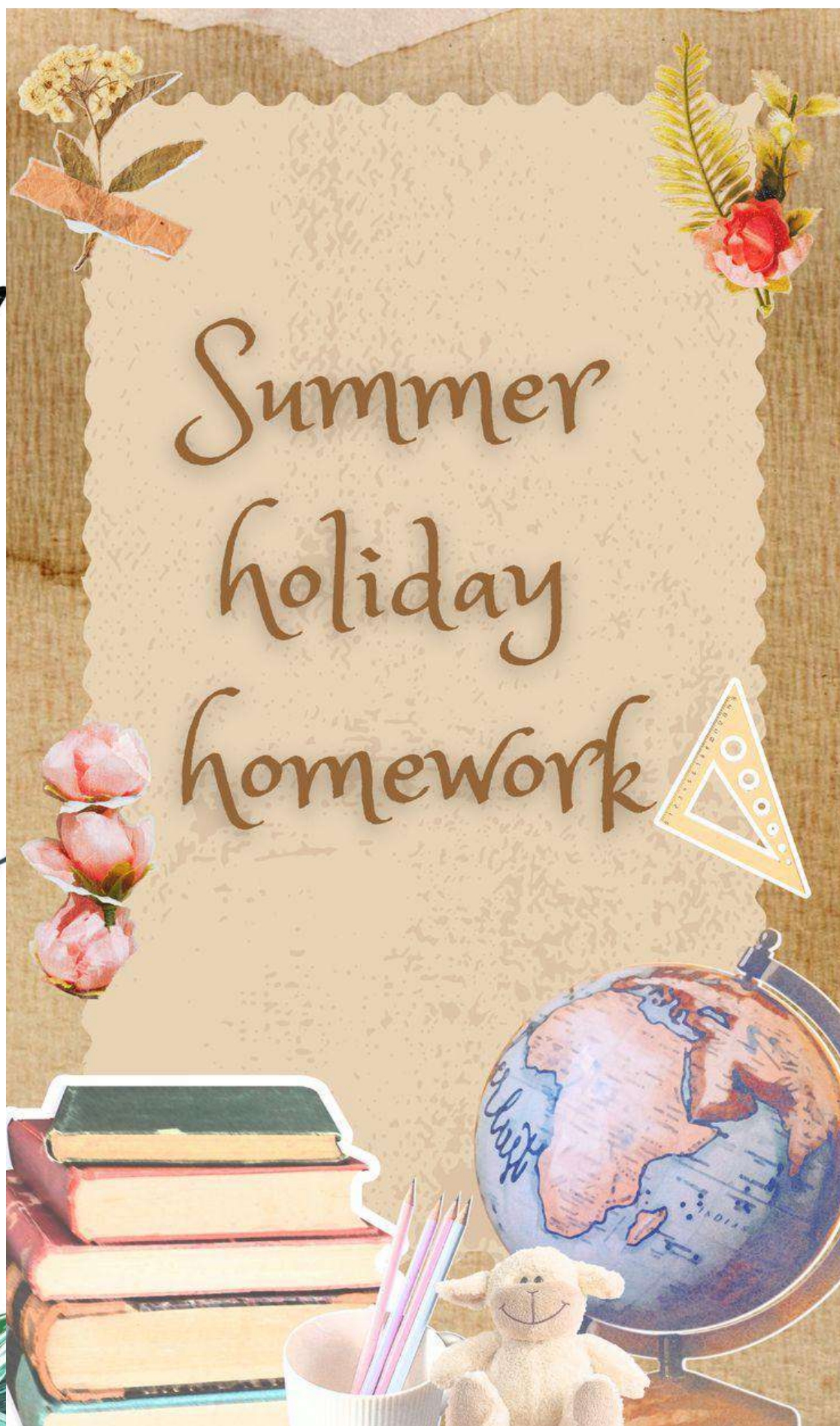


# MONTFORT SCHOOL

MARIAMTOLI, CANARY HLL ROAD, HAZARIBAG-825301





# MONTFORT SCHOOL

MARIAMTOLI, CANARY HLL ROAD, HAZARIBAG-825301



---

## COMPUTER

Worksheet 1 - Page no 137 ( Do it in your Fair Notebook)

### **Assignment**

Topic :- Explore various E - Learning and E - Commerce service around you. Collect pictures regarding them and write about them ,along with Advantages and disadvantages of various E - Service


### **Method of Writing Assignment**

1. Should be in A4 sheets
2. Front page of the Assignment should be creatively prepared.




# MONTFORT SCHOOL

MARIAMTOLI, CANARY HLL ROAD, HAZARIBAG-825301

- 
3. Mention " Submitted to" and " Submitted by" in the front page.
  4. Should be presentable
  5. Copying the Assignment is strictly prohibited
  6. And present your assignment in Stick file.



## SOCIAL SCIENCE

- 
1. Prepare a project in A4 sheets in which they have to write 5 facts about the continents and oceans.

Also they have to paste 3 pictures related to every ocean and continent.

2. Draw the political map of India and also mark the states and their capitals.

The objective behind this homework is to develop the skills of research among the students .



# MONTFORT SCHOOL

MARIAMTOLI, CANARY HLL ROAD, HAZARIBAG-825301

## ENGLISH

### Noun Hunt Around Your Home

- Make a list of 20 nouns you can find around your house.
- Categorize them into Common Nouns, Proper Nouns, Abstract Nouns, and Collective Nouns.

Use A4 size sheets

- ★ English in My Culture
- ★ Write a short paragraph (100-150 words) on:

How English is used in my surroundings – shop signs, mobile phones, instructions, etc.

Use A4 size sheets

Click pictures of 5 English signs you see in your town/village and make a collage.

Use A 4 size sheets

### Writing :

Do the handwriting work in handwriting copy ( 4 pages )



# MONTFORT SCHOOL

MARIAMTOLI, CANARY HLL ROAD, HAZARIBAG-825301

## हिंदी

1. स्वस्थ रहने के उपाय बताते हुए अपनी छोटी बहन को एक अनौपचारिक पत्र लिखें।
2. डाकिए के नियमित रूप से डाक न लाने की शिकायत करते हुए डाकपाल को एक पत्र लिखें।
3. 'ग्लोबल वार्मिंग के खतरे' पर एक निबंध लिखें।
4. श्रीमती वर्मा तथा फलवाले के बीच खरीददारी संबंधी बातचीत हेतु एक संवाद तैयार करें।
5. सोनकंठी गौरैया पाठ का मौखिक, लिखित एवं दीर्घ उत्तरीय प्रश्न अभ्यास करें।
6. हिंदी व्याकरण के अध्याय संधि के मुख्य बिंदुओं को लिखें।

## MATHEMATICS

\*Assignment (A4-sized sheets)\*

1)\*Uses of Number Systems and Patterns\*

Write about the applications of number systems and mathematical patterns in everyday life.



# MONTFORT SCHOOL


MARIAMTOLI, CANARY HLL ROAD, HAZARIBAG-825301

## 2)\*Visualizing Number Sequences\*

Illustrate number sequences using pictures.

## 3)\*Relations among Number Sequences\*

Explore connections between different number sequences.



## 4)\*Patterns in Shapes\*

Identify and showcase patterns in various shapes.

### **\*Additional Task\***

Complete any pending work of your classwork and homework notebooks.



## SCIENCE

### Title: Plants Around Us



#### Objective:

To observe, collect, identify, and classify different types of plants found in your surroundings and learn about their features through hands-on exploration.






# MONTFORT SCHOOL

MARIAMTOLI, CANARY HLL ROAD, HAZARIBAG-825301



## What You Need to Do:



Your task is to **collect information and leaf samples from five (5) different types of plants**. Each plant should belong to a **different plant group**:

1 Herb

1 Shrub

1 Tree

1 Climber

1 Creeper

For each plant, create a separate page or entry in a handmade **A4 size paper**.

## Information to Include for Each Plant:

### 1. **Common/Local Name:**

The name by which the plant is commonly known in your area.





# MONTFORT SCHOOL

MARIAMTOLI, CANARY HLL ROAD, HAZARIBAG-825301

## 2. Scientific Name:

Find the scientific (botanical) name of the plant using books, the internet, or with help from elders.




## 3. Leaf Sample:


- Paste a pressed and dried leaf from the plant (Use newspaper and books to press the leaf for 4–5 days).
- If you cannot collect a real leaf, draw the leaf with clear details.

## 4. Plant Group:

Identify if the plant is a:

- 
- ★ Herb
  - ★ Shrub
  - ★ Tree
  - ★ Climber
  - ★ Creeper

## 5. Leaf Venation Type:

- Reticulate Venation (veins form a net-like pattern)
- 
- 



- **Parallel Venation** (veins run parallel to each other)



## 6. Plant height –

- Tall/ Short

## 7. **Stem Nature** –

- ★ Colour
- ★ Thick/thin
- ★ Hard /soft

## 8. Root type:

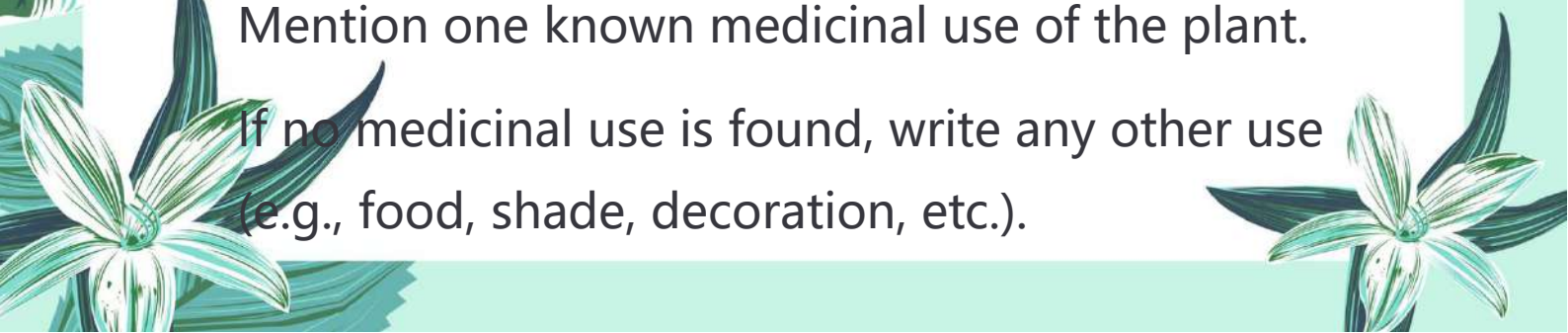
- **Taproot** (one main root with smaller side roots)
- **Fibrous Root** (many roots growing from base of the stem)

(You may research this based on venation or plant type if roots aren' t visible.)

## 9. One Medicinal Use (if any):

Mention one known medicinal use of the plant.

If no medicinal use is found, write any other use (e.g., food, shade, decoration, etc.).



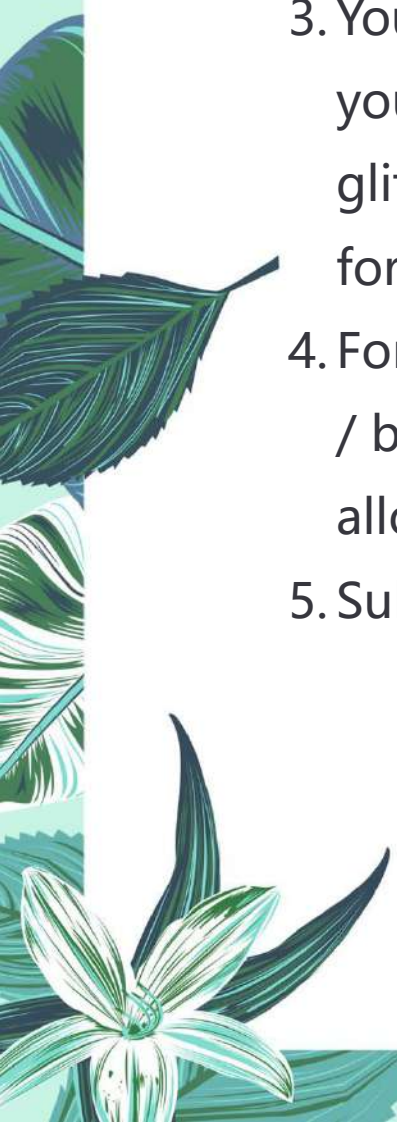



## Submission Details:

Holiday Homework has to be submitted on 1st day of school reopening.



## ✿ Important Instructions-

1. Use A4 size paper.
  2. Make a proper front page mentioning your name, class, roll no, subject and project title.
  3. You can decorate the front page in any way you want. You are free to use sketch pens, glitter pens, watercolour, crayons etc (only for front page)
  4. For remaining pages use blue and black gel / ball point pen only. (no fountain pens allowed)
  5. Submit neat and tidy work.
- 
- 



## SAMPLE-

1. Common name- Wheat
2. Scientific name- *Triticum aestivum*
3. Plant group- Herbs
4. Leaf venation type- Parallel Venation
5. Plant height- Small
6. Stem nature- Thin, Soft.
7. Root type- Fibrous Root
8. Use- Used as food.

Sp./ Fig. - Wheat

