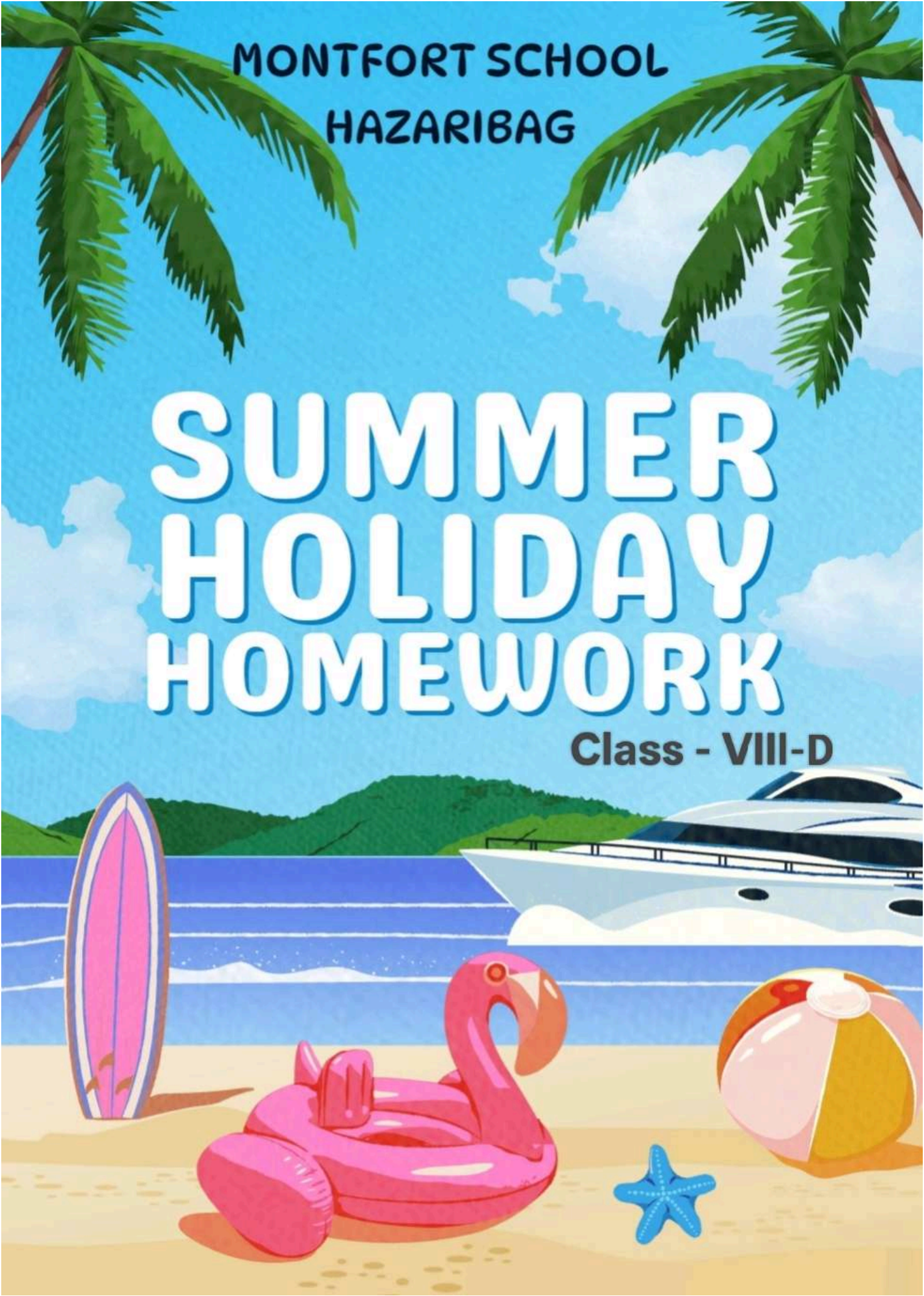


**MONTFORT SCHOOL
HAZARIBAG**

SUMMER HOLIDAY HOMEWORK

Class - VIII-D



Hindi

परियोजना कार्य -

निम्न बिंदुओं के आधार पर परियोजना कार्य A4 साइज पेपर में करेंगे।
क) भारत में बहने वाली किन्ही तीन प्रमुख नदियों के विषय में जानकारी प्राप्त कीजिये। उन्हें देश के मानचित्र पर दर्शाएं और उन नदियों के बारे में लिखें।

अथवा

ख) भारत के किन्ही पांच प्रसिद्ध ऐतिहासिक स्थल के बारे में लिखें एवं फोटो बनाएं अथवा चिपकाएं।

2. लेखन कार्य -

दिए गए संकेत बिंदु के आधार पर लगभग 80-100 शब्दों में हिंदी व्याकरण कॉपी में लिखें।

क) अनुच्छेद लेखन -

मोबाइल बिना सब सून (संकेत बिंदु - मोबाइल का महत्व, लाभ - हानि, सार्थक उपयोग)

ख) संवाद लेखन -

पिकनिक पर जाने के लिए पिता जी से अनुमति माँगने के सम्बन्ध में।

ग) सुलेख लेखन -

20 पेज सुलेख लिखें (सुलेख कॉपी में)



English

Book: Ace With Aster & Smart English

- 1. Read the story again, Learn the poetry, word- meaning, literary devices and question-answer**
- 2. Write the Definition of the given Literary Devices with examples:**

Alliteration, Hyperbole, Irony, Anaphora, Personification, Onomatopoeia, Oxymoron, Paradox, Assonance, Satire, Antagonist, Foreshadowing, Metaphor, Parallelism, Repetition, Simile, Symbolism/Symbol, Anastrophe, Epistrophe, Litotes, Parallelism, Allegory, Flashback.

[The written literary devices in your notebook can be skipped]



Grammar:

- 1. Give five -five examples of different types of Determiners.**
- 2. Write the use of Different types of Modal with five -five examples each.**

Writing:

- 1. 20 pages of handwriting in four lines notebook.**
- 2. Paragraph writing on (i) Reality Show on TV (ii) If I were a Millionaire!**
- 3. Letter Writing on (i) page no 191, topic no 1 & 2 (ii) page no 196, topic no 1&2.**

[NOTE: All the homework should be done in the respective notebooks]



SCIENCE

Title: *Microorganisms and Health – Project Report*

Instructions:

- This assignment must be completed in a scrapbook or on A4 sheets with beautiful handmade cover.
- Use pictures, diagrams, and colourful headings to make it attractive.
- Ensure your work is neat and well-organized.
 - The project should be hand written.
 - Cover page, table of contents, certificate, acknowledgements, introduction, bibliography, headings and sub – headings are a must.

Project should be developed in the following sequence:

- Cover page showing title, student information (Name, Class & Roll No) School & Academic Year.
 - Certificates, Acknowledgment
 - List of Contents/ Index.
 - Introduction
 - Chapters with suitable headings. (Supported with pictures.)
 - Conclusion. (Summary, Benefits/ Importance of the task).
 - References

Topic : Microorganisms and Health – Project Report

Write a report on:

Diseases caused by microorganisms in humans, animals and plants.

Vaccines and prevention methods

Include 2–3 case studies of past pandemics (e.g., COVID-19, Swine Flu)

Computer

Chapter 2 - Question and Answer (Do it in your Fair notebook)

Worksheet 1 - page no - 154 (whole Worksheet should be done in a Fair notebook)

Assignment

Topic:

Explore various E-services around you, along with its advantages and disadvantages. Prepare a project report for that including appropriate images, content and articles.

Method of Writing Assignment

1. Should be in A4 sheets
2. Front page of the Assignment should be creatively prepared
3. Mention " Submitted to" and " Submitted by" in the front page.
4. Should be presentable
5. Copying the Assignment is strictly prohibited
6. And present your assignment in Stick file.

MATHEMATICS

- Solve the test paper of ch 1,2 and 3
- Learn and write Squares till 50 and Cubes till 20



Social Science

1. Learn and revise the chapters covered so far .

2. Prepare a project report on “**Natural Resources**” and explore the classification, importance, and conservation of different types of resources. It can include different categories of resources, and discuss their impact on human life and the environment. The project can be presented through various mediums like a collage, relevant pictures or a flow chart with a detailed written report.

OR

Prepare a project on ‘**Indian Constitution and its makers**’ .Focus on the main features of Indian constitution and on some of the important persons who have contributed immensely to write Indian Constitution.

Note:

Use A4 sheets to prepare the project.

Make the project innovative with the help of relevant pictures and use your own creativity.

